

THE DREAM.US GRADUATES

SNAPSHOT | Summer 2021

Profile

6%
 Terminal
 Associates
 Degrees



94%
 Bachelor's
 Degrees

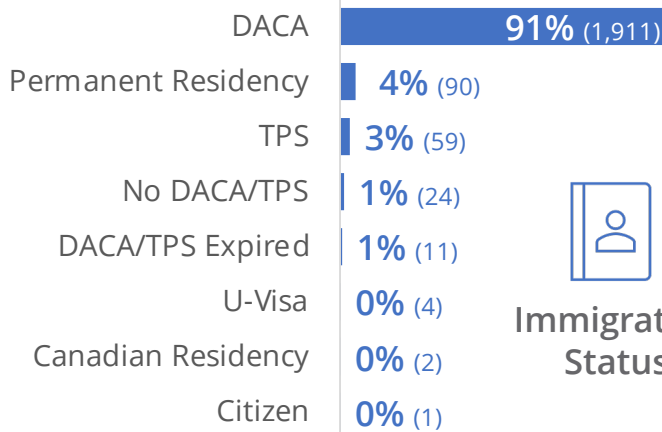


**NATIONAL
 SCHOLARSHIP**

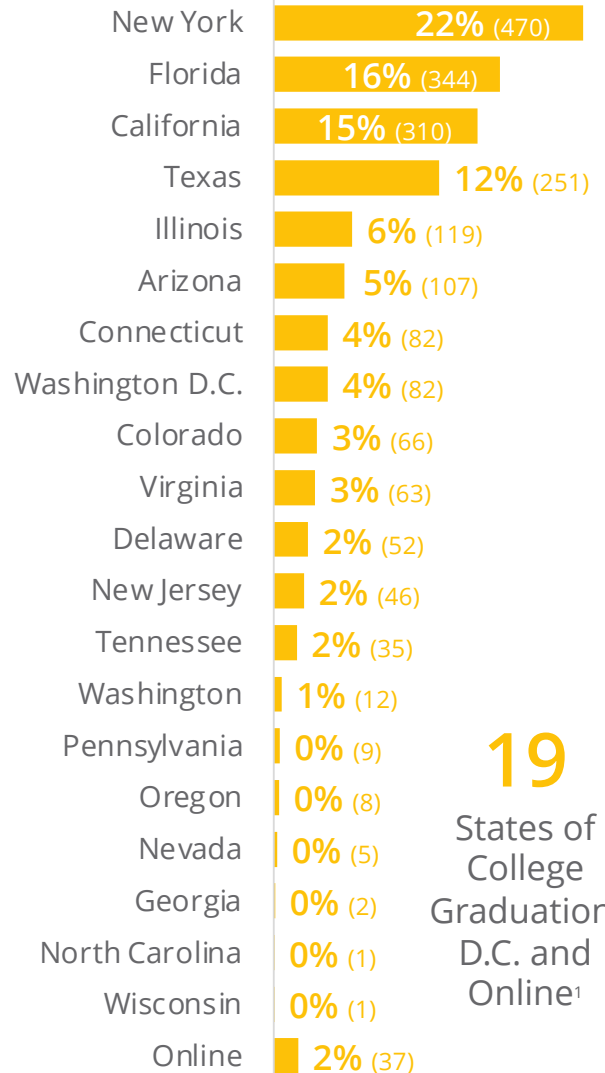
• **1,928** Graduates

**OPPORTUNITY
 SCHOLARSHIP**

• **174** Graduates

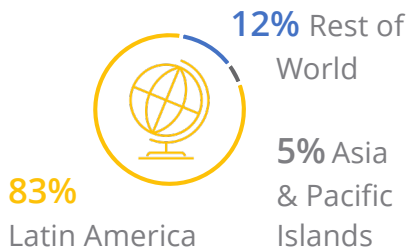


Immigration Status



19
 States of
 College
 Graduation,
 D.C. and
 Online¹

84 Countries of Origin



5

Average
 Age of
 Arrival to the
 United States

82%
 First in Family to
 Attend College



70%
 Female

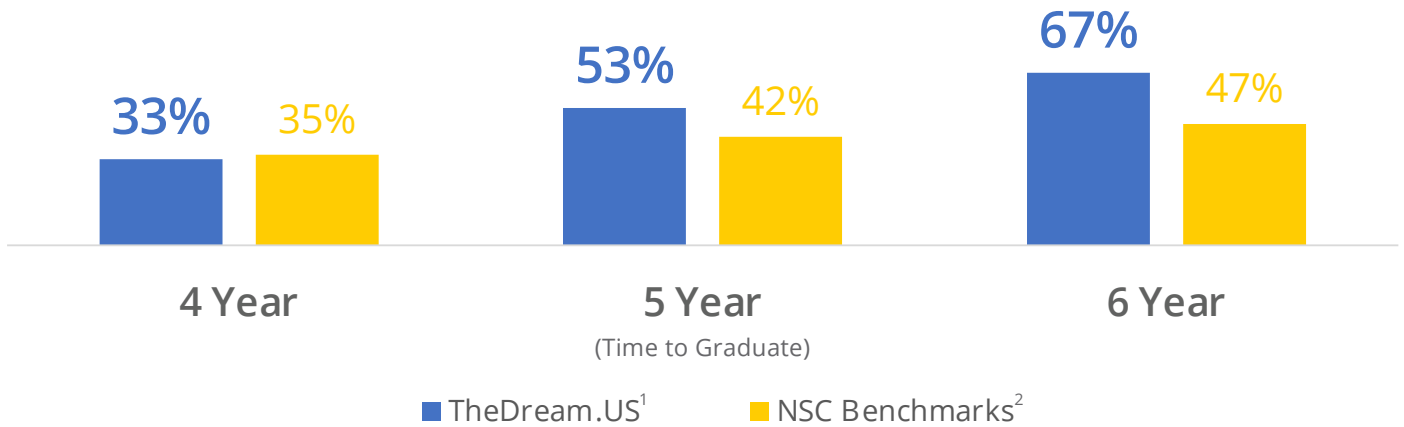
¹Includes Scholars who transferred to and graduated from a non-Partner College.

SNAPSHOT | Summer 2021

Graduation Rates

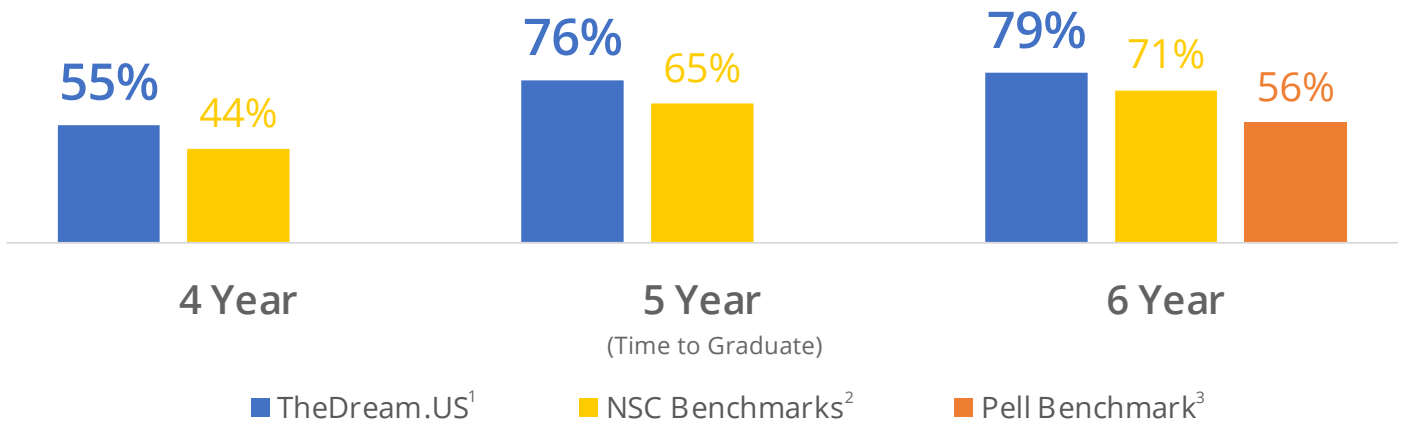
National Scholars Starting at 2-Year Colleges

(Bachelor's and Terminal Associates)



National Scholars Starting at 4-Year Colleges

(Bachelor's and Terminal Associates)



National
 Community College Graduate
 Scholars'
 3 Year Graduation Rate **82%**

Opportunity
 Scholars'
 4 Year
 Graduation Rate **93%**

¹ TheDream.US graduation rates for First-Time College Students starting at 2-Year Colleges (N=242); starting at 4-Year Colleges: (N=229); Community College Graduate Scholars (N=529); Opportunity Scholars (N=76)

² National Student Clearinghouse Benchmarks for first-time, full-time students starting at 2-year and 4-year public institutions as of [February 2021](#).

³ Pell Benchmark for first-time, full-time students starting at TheDream.US Partner Colleges (6-year data available only), data from [Third Way](#).

SNAPSHOT¹ | Summer 2021

Undergraduate Accomplishments



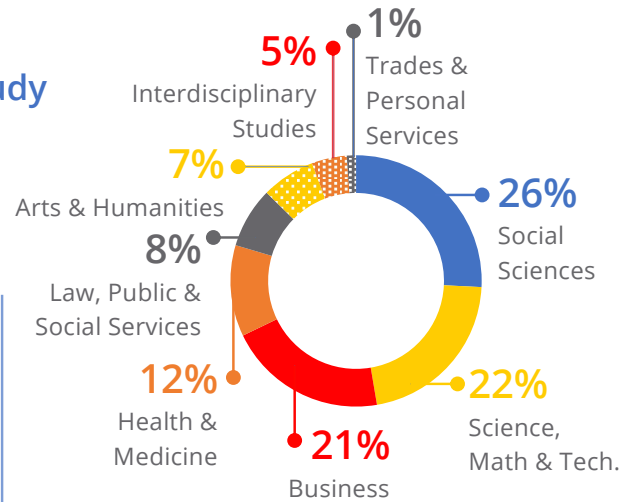
Honors Received

- 5 Valedictorians
- 3 Salutatorians
- 4 Class Presidents
- 49% Latin Honors
- 16% Departmental Honors
- 8% Honors Program
- 8% Phi Beta Kappa

Fields of Study



3.6
Average
Cumulative
GPA

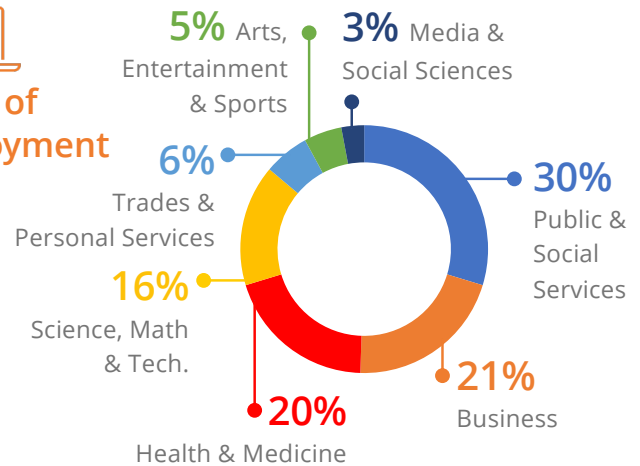
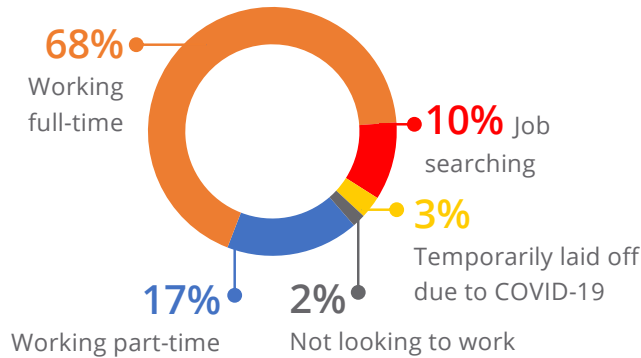


Post-College Employment

85% of Graduates are working



Fields of Employment



Of working Graduates:



76%

Working essential/front-line jobs



67%

Are in jobs that meet their career interests

Annual income for Graduates employed full-time



\$50k

41%

Earning above

59%

Earning below

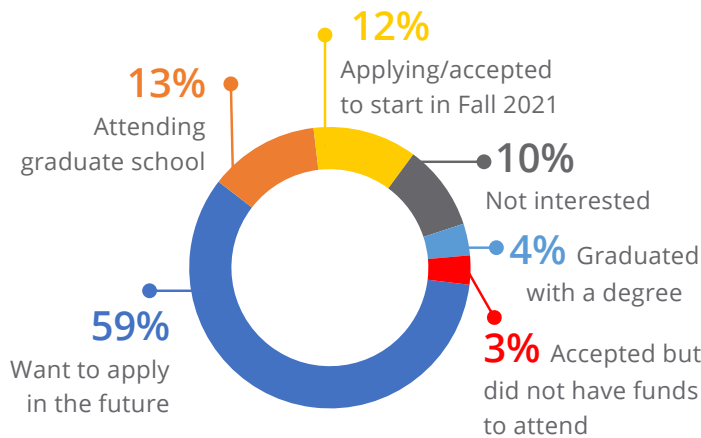
¹Data Source: 2021 TheDream.US Alumni Survey (N=998); reflects respondents who graduated with a terminal degree as of Summer 2020.

SNAPSHOT¹ | Summer 2021

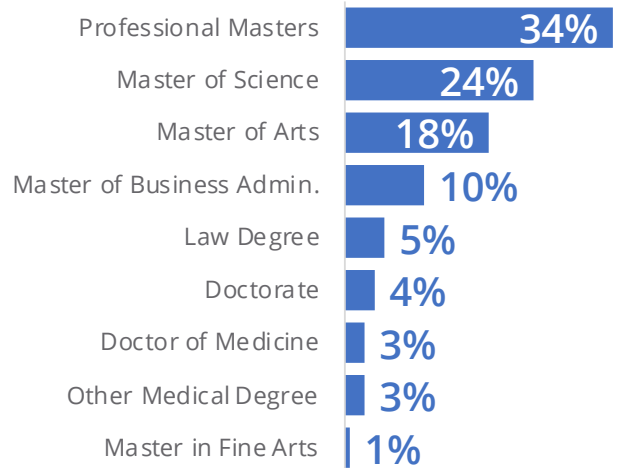
Graduate School



Status



Degrees Earned and Pursued



Graduate Voices

“TheDream.US has been the literal definition of a blessing in my life. I would not be inside my own classroom without the help you provided me. I am now a high school teacher. TheDream.US made it possible for me and many others to obtain our degrees. Thank you!! You opened so many doors in my life. Yes, there are doors that are still closed. However, nothing can stop me and others from succeeding to reach our goals and dreams in life.

- Bibiana: Delaware State University, Bachelor’s in Education (Spring 2020)
Teacher at Middletown High School”

“TheDream.US was life changing for me. I am able to do work that is impacting my community. It has allowed me to be able to make a livable wage for my children and I. I would not have been able to do so without TheDream.US. I truly appreciate the work of everyone in this organization.

- Iris: Arizona State University, Bachelor’s in Family and Human Development (Spring 2019)
Development and Community Engagement Manager at Live & Learn AZ”

“TheDream.US and my degree have given me access to amazing opportunities. Before receiving the scholarship, I worked minimum wage jobs with little prospect for years. Since graduating, I have been able to start a career, support my family financially, and grow as a person and professional.

- Sergio: Eastern Connecticut State University, Bachelor’s in Computer and Information Sciences (Spring 2020)
Senior Analyst at Cigna”

“It changed my life completely. I would have never been able to complete a 4-year college education and jumpstart my career without it. It has given me the ability to open many doors and provided me with the tools to succeed in my future endeavors.

- Scarlet: Florida International University, Bachelor’s in Biology (Spring 2020)
Contact Tracer and Scribe at Scribe America and Florida International University”

¹Data Source: 2021 TheDream.US Alumni Survey (N=998); reflects respondents who graduated with a terminal degree as of Summer 2020.