



# OPPORTUNITY SCHOLARSHIP

SNAPSHOT | Spring 2021


**Scholars**




**633**  
TheDream.US Scholars<sup>1</sup>



**500** Scholars Enrolled<sup>2</sup>



**105** Bachelor's degrees



**≈ \$49** Million Committed

Academic Year Cohorts

2020-2021	<b>93</b>
2019-2020	<b>129</b>
2018-2019	<b>164</b>
2017-2018	<b>171</b>
2016-2017	<b>76</b>

Partner Colleges

Christian Brothers University	<b>161</b>
Delaware State University	<b>169</b>
Eastern Connecticut State University	<b>205</b>
Trinity Washington University	<b>88</b>
Western Oregon University	<b>10</b>

<sup>1</sup>Includes all Scholars who received funds to attend an Opportunity Partner College; excludes 5 Scholars who transferred to the National Scholarship.  
<sup>2</sup>Includes 7 Scholars with an exception for a break in enrollment.

**Outcomes**

<b>96%</b> Overall Persistence	<b>98%</b> First-Year Persistence
<b>3.4</b> Cumulative GPA	<b>93%</b> 4-Yr Graduation Rate

<b>DACA</b>	<b>Undocumented</b>
<b>86%</b>	<b>14%</b>
<b>First in Family to Attend College</b>	<b>Average Household Income</b>
<b>84%</b>	<b>\$27,700</b>
<b>Working<sup>5</sup></b>	<b>"Essential" worker</b>
<b>59%</b>	<b>65%</b>
<b>Average Age at Time of Award</b>	<b>Average Age of Arrival to US</b>
<b>19</b>	<b>4</b>

**Spring 2021**

<b>99%</b> Enrolled Full-Time <sup>3</sup>	<b>15</b> Average Credits Attempted
---	--

<sup>3</sup>Enrolled for 12 or more credits.

**Majors<sup>4</sup>**

Science, Math, and Technology	<b>35%</b>
Social Sciences	<b>18%</b>
Health and Medicine	<b>18%</b>
Business	<b>13%</b>
Arts and Humanities	<b>6%</b>
Public and Social Services	<b>4%</b>
Multi-/Interdisciplinary Studies	<b>&lt;1%</b>
Undecided	<b>6%</b>

<sup>4</sup>For all Scholars enrolled or on a break in enrollment in Spring 2021.

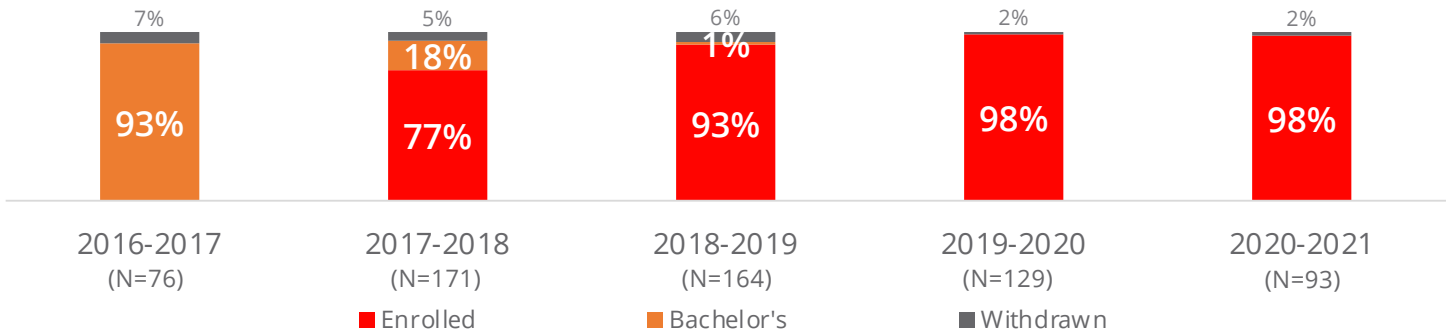
<b>Gender</b>	<b>30 Countries by Location</b>
<b>33% Male</b>	<b>88% Latin America</b>
<b>67% Female</b>	<b>11% Rest of World</b>
	<b>1% Asia &amp; Pacific Islands</b>

<sup>5</sup>Down from 62% of Scholars working prior to COVID-19. Data is as of June 2021 for all Scholars enrolled/break in enrollment in Fall Spring 2021.

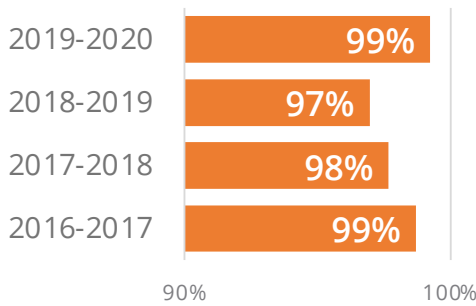
# OPPORTUNITY SCHOLARSHIP

SNAPSHOT | Spring 2021

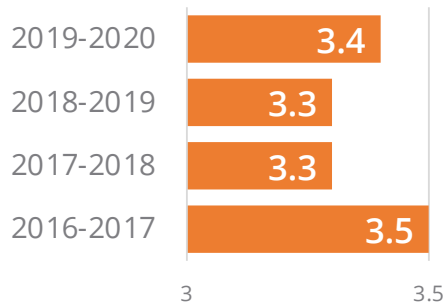
## Spring 2021 Persistence by Academic Year Cohort



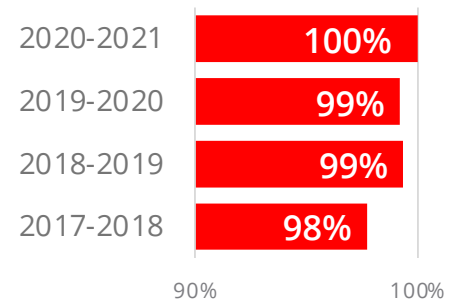
### First-Year Persistence<sup>1</sup>



### Average Cumulative GPA<sup>2</sup>

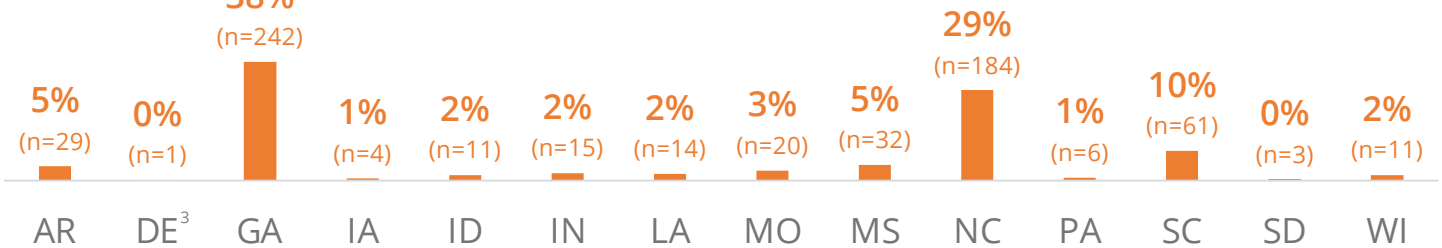


### % Enrolled Full-time in Spring 2021



<sup>1</sup>First-year persistence refers to the % of Scholars who returned for their second year of college. First-year persistence for the 2020-2021 cohort will be available in Fall 2021. <sup>2</sup>Cumulative GPA data is collected once a year during scholarship renewals in June. Cumulative GPA reflects data as of Summer 2020.

## States of Residence (n=633)



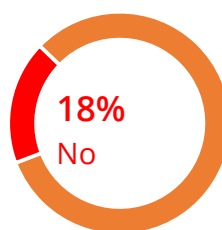
<sup>3</sup>1 Scholar from DE with an exception to receive the Opportunity Scholarship.

## Alumni Accomplishments<sup>4</sup>

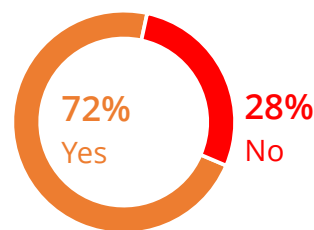
### College Honors Received

- 1 Class President
- 28% Summa cum laude
- 22% Magna cum laude
- 18% Cum laude
- 18% Departmental honors
- 4% Phi Beta Kappa

### Currently Working



### Essential Worker



### Graduate School Status

- 4% Currently enrolled
- 4% Were accepted, but did not enroll
- 7% Applying now
- 78% Will apply later
- 7% Not interested

<sup>4</sup>Source: TheDream.US 2021 Alumni Survey, administered in February 2021; response data from 74 Opportunity Scholars who graduated in Spring/Summer 2020.