

THE DREAM.US PROGRAM

SNAPSHOT | December 2023

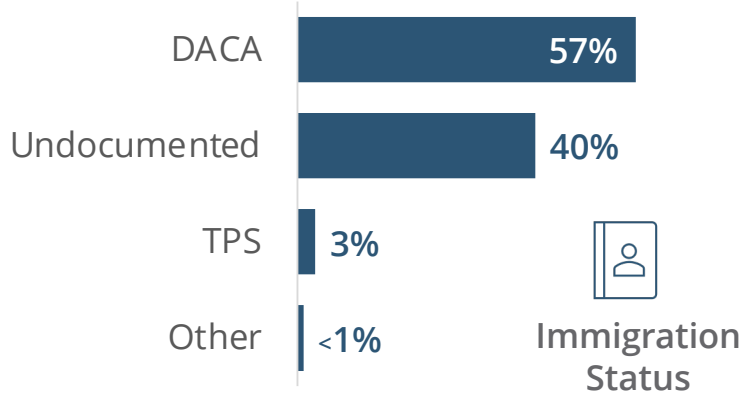
Scholar Profile



Enrolled in **80+**
Partner Colleges in
21 States and D.C.

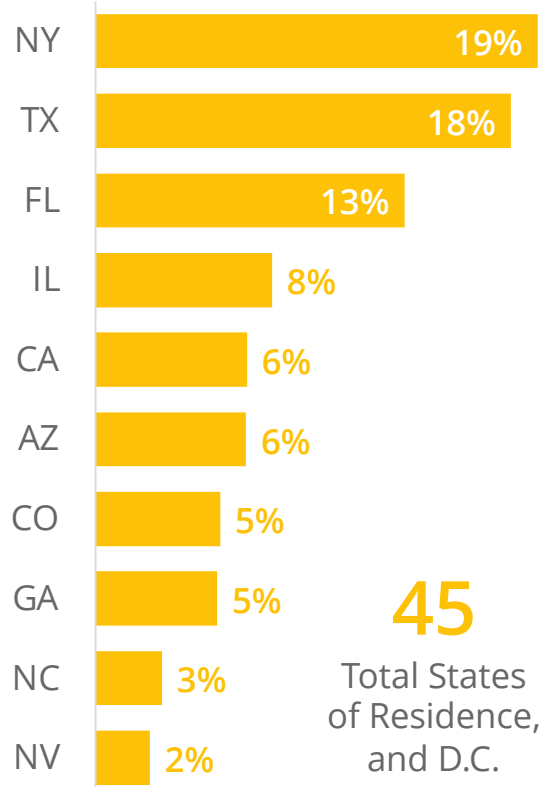


3,600+
Graduates and Alumni



Top 10

States of Residence



120+ Countries of Origin



86% Latin America
11% Rest of World
3% Asia & Pacific Islands

4

Median Age of Arrival to the United States

83%
First in Family to Attend College



67%
Female



\$25,000
Median Household Income

SNAPSHOT | December 2023

Academic Outcomes¹



NATIONAL
SCHOLARSHIP

1st Year Persistence

92%

Overall Persistence

75%

Graduation Rates

76%



OPPORTUNITY
SCHOLARSHIP

97%

78%

85%

National Student
Clearinghouse Benchmarks

88%

79%

72%

¹Academic Outcomes data is as of Spring 2023; Graduation Rates reflect 6-year graduation rates; National Student Clearinghouse benchmarking data reflects first-time, full-time degree seeking students at public 4-year institutions starting in Fall 2016; TheDream.US data subject to change.

Preliminary Fall 2023 Enrollment



4,000

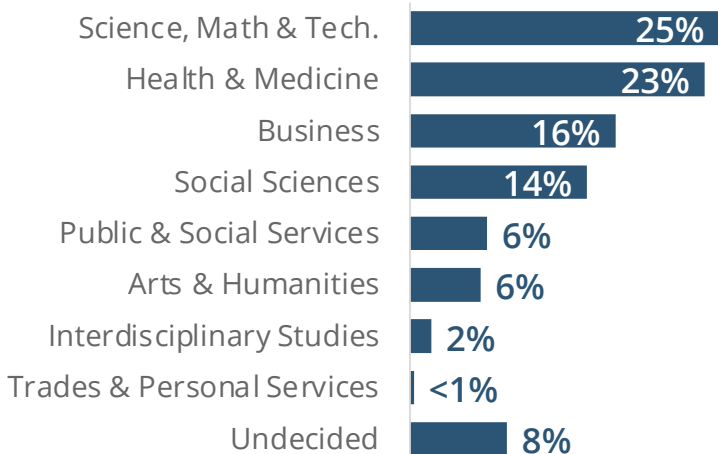
Scholars Enrolled



70%

Fully
Undocumented

Fields of Study



3,600+ Alumni Overview

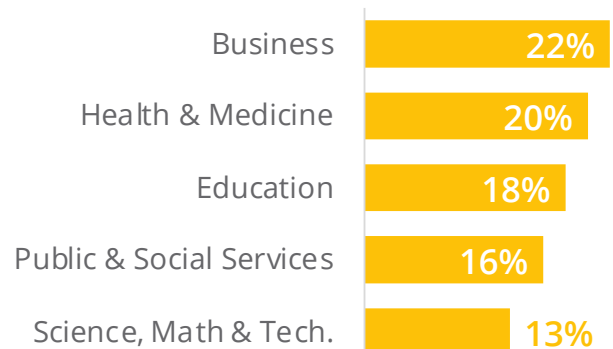


94% Employed or
Self-Employed



95% With Work
Authorization

Top industries of Employment



“TheDream.US program has impacted my life because it allowed me to go to college and get a career with a scholarship while also working full-time. This either would not have been possible or would have taken longer and been more difficult without the help of this program and the scholarship they offer. My degree has been able to provide me with a good paying job, which in return has been able to provide me with more financial support, enough that I’m in the process of purchasing a house for my family.

- Jose: National Louis University, Bachelor’s in Education (Spring 2022)
Third Grade Dual Language Teacher at Beach Park School District